

PST ZP3008

RECTIFIER DIODE

Features

- Blocking Capability up to 3000 V
- High Surge Rating
- Rugged Ceramic Hermetic Package

ELECTRICAL CHARACTERISTICS AND RATINGS

Blocking

Parameter	Symbol	Min	Max	Typ	Unit	Conditions
Repetitive peak reverse voltage	V_{RRM}		3000		V	$T_j = -40\text{ °C to }175\text{ °C}$
Non repetitive peak reverse voltage	V_{RSM}		3100		V	$T_j = -40\text{ °C to }175\text{ °C}$
Repetitive peak reverse current	I_{RRM}		75		mA	$T_j = T_{jmax}$, $V = V_{RRM}$

Conducting

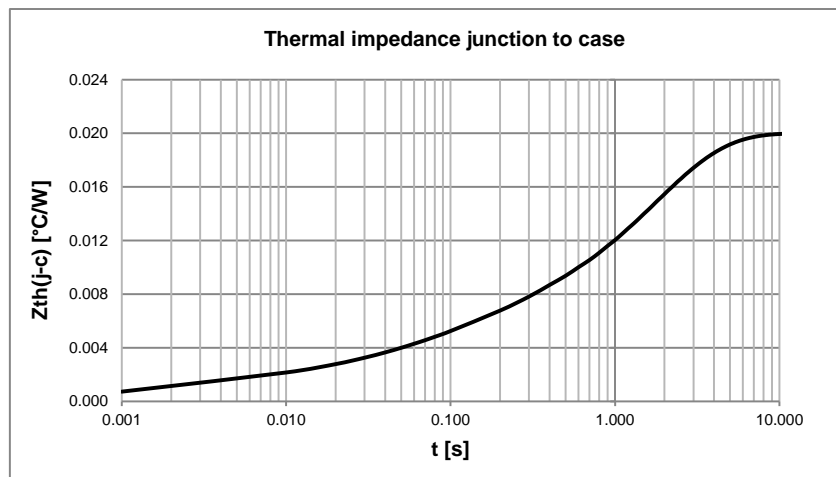
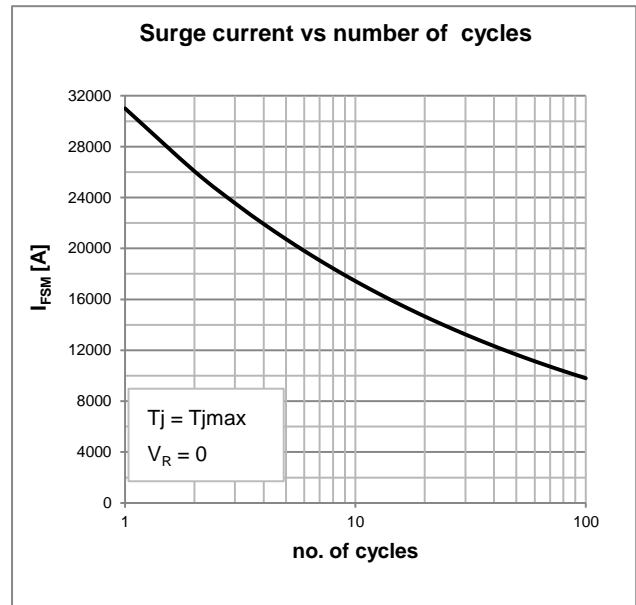
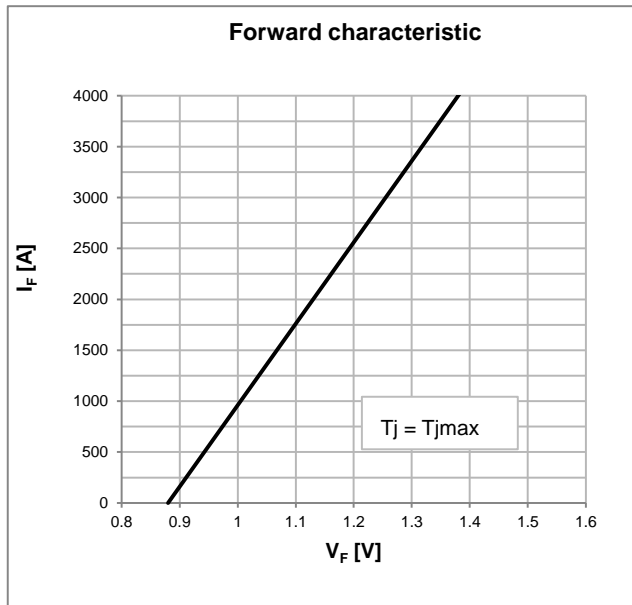
Parameter	Symbol	Min	Max	Typ	Unit	Conditions
Average value of forward current	$I_{F(AV)}$		2655		A	50 Hz sinewave, 180° conduction, $T_c = 85\text{ °C}$
RMS value of forward current	$I_{F(RMS)}$		4165		A	50 Hz sinewave, 180° conduction, $T_c = 85\text{ °C}$
Peak one cycle surge (non repetitive) current	I_{FSM}		31		kA	50 Hz sinewave, 180° conduction, $T_j = T_{jmax}$, $V_R = 0$
I square t	$I^2 t$		4805		kA^2s	$T_j = T_{jmax}$
Peak forward voltage	V_{FM}		1.26		V	Forward current 3000 A, $T_j = T_{jmax}$
Threshold voltage	$V_{F(TO)}$		0.88		V	$T_j = T_{jmax}$
Forward slope resistance	r_F		0.125		mΩ	$T_j = T_{jmax}$

Thermal and mechanical characteristics and ratings

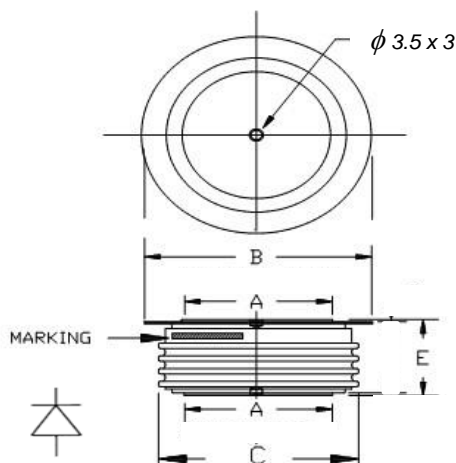
Parameter	Symbol	Min	Max	Typ	Unit	Conditions
Operating temperature	T_j	-40	175		°C	
Storage temperature	T_{stg}	-40	175		°C	
Thermal resistance junction to case	$R_{th(j-c)}$		0.020		°C/W	Double side cooled, 180° SIN
Thermal resistance case to sink	$R_{th(c-s)}$		0.006		°C/W	Mounting surfaces smooth, flat and greased
Mounting force	F	18	20		kN	
Weight	W			500	g	

PST ZP3008

RECTIFIER DIODE



OUTLINE AND DIMENSIONS



	A	B	C	E
mm	47	74	70	26 ± 1

- All the characteristics given in this data sheet are guaranteed only with uniform clamping force, cleaned and lubricated heatsink surfaces with flatness < 0.03 mm and roughness < 2µm