



PST MS72/16

SINGLE-PHASE RECTIFIER BRIDGE MODULE

Features

- Blocking Capability up to 1600 V
- Electrically Insulated base-plate
- Rugged plastic packaging

Typical applications

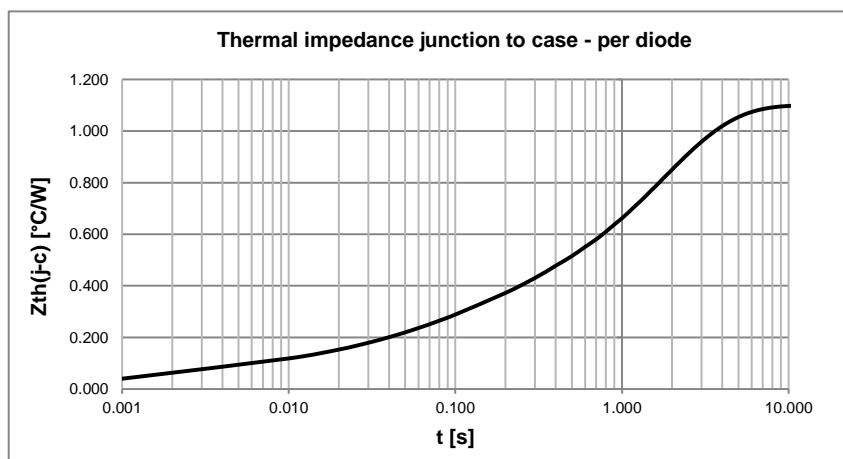
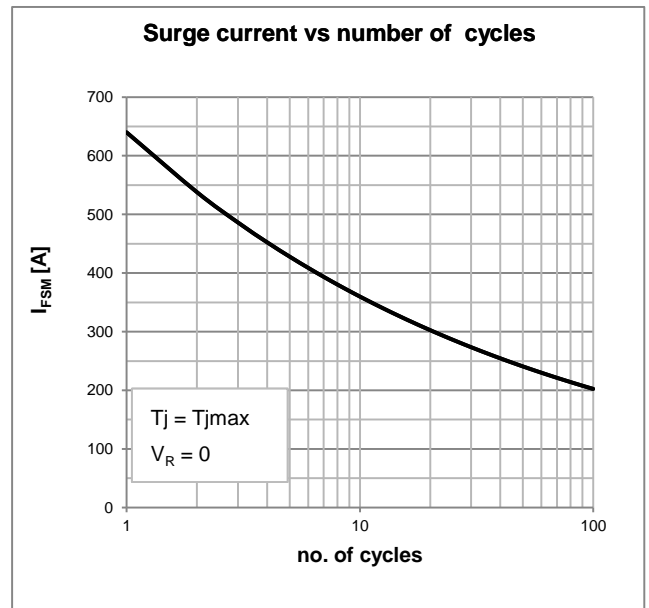
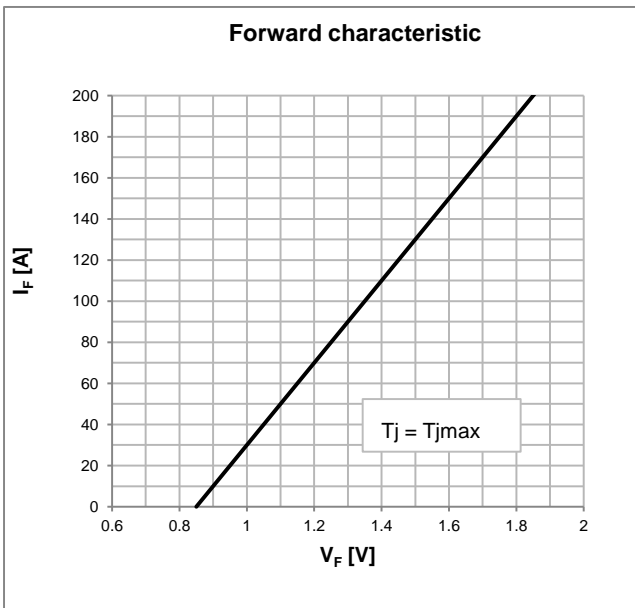
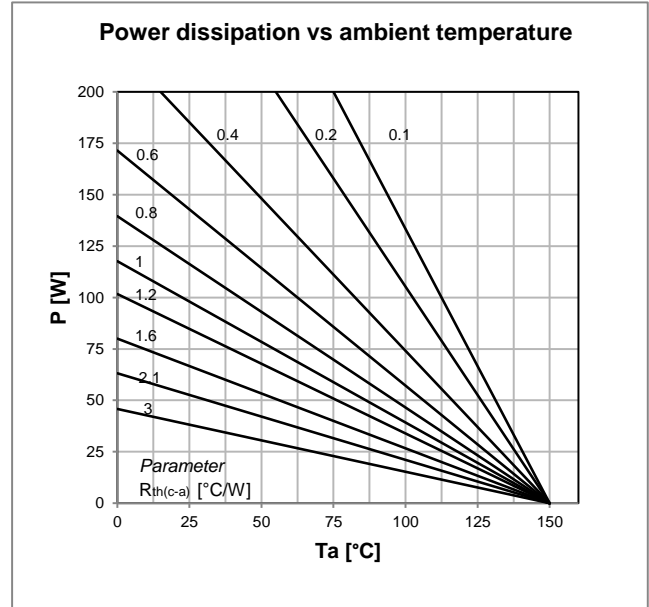
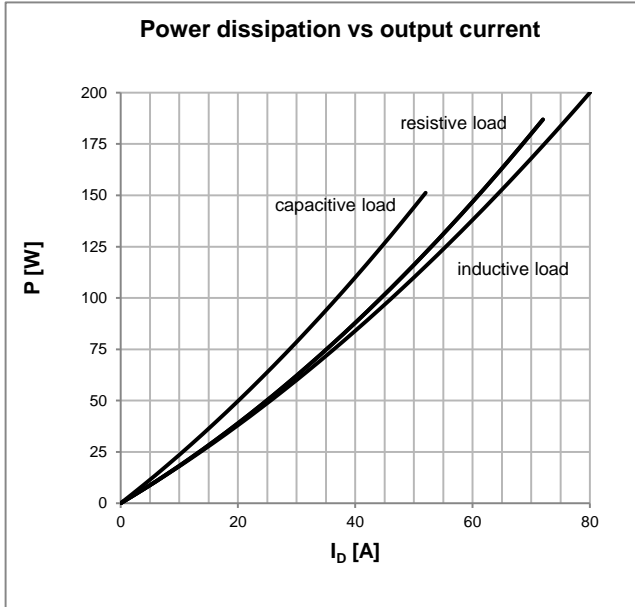
- Power supplies
- Battery chargers
- DC motor field supplies

ELECTRICAL CHARACTERISTICS AND RATINGS

Parameter	Symbol	Min	Max	Typ	Unit	Conditions
Rectified bridge output current	I_D		70		A	$T_c = 101\text{ }^\circ\text{C}$
Repetitive peak reverse voltage	V_{RRM}		1600		V	$T_j = -40\text{ }^\circ\text{C}$ to $150\text{ }^\circ\text{C}$
Non repetitive peak reverse voltage	V_{RSM}		1700		V	$T_j = -40\text{ }^\circ\text{C}$ to $150\text{ }^\circ\text{C}$
Repetitive peak reverse current	I_{RRM}		6		mA	$T_j = T_{jmax}$, $V = V_{RRM}$
Peak one cycle surge (non repetitive) current	I_{FSM}		0.64		kA	50 Hz sinewave, 180° conduction, $T_j = T_{jmax}$, $VR = 0$
I square t	$I^2 t$		2.0		kA^2s	$T_j = T_{jmax}$
Peak forward voltage	V_{FM}		1.6		V	Forward current 150 A, $T_j = T_{jmax}$
Threshold voltage	$V_{F(TO)}$		0.85		V	$T_j = T_{jmax}$
Forward slope resistance	r_F		5		$\text{m}\Omega$	$T_j = T_{jmax}$
Thermal resistance junction to case per module	$R_{th(j-c)}$		0.275		$^\circ\text{C/W}$	mounting surfaces smooth, flat and greased
Thermal resistance case to sink per module	$R_{th(c-s)}$		0.07		$^\circ\text{C/W}$	
Insulating voltage	V_{INS}		3600		V	50 Hz, RMS, $t = 1\text{ s}$
Insulating voltage	V_{INS}		3000		V	50 Hz, RMS, $t = 60\text{ s}$
Operating junction temperature	T_j	-40	150		$^\circ\text{C}$	
Storage temperature	T_{stg}	-40	125		$^\circ\text{C}$	
Mounting torque case-heatsink	T		5		N·m	
Mounting torque busbar-terminals	T		5		N·m	
Weight	W			165	g	

PST MS72/16

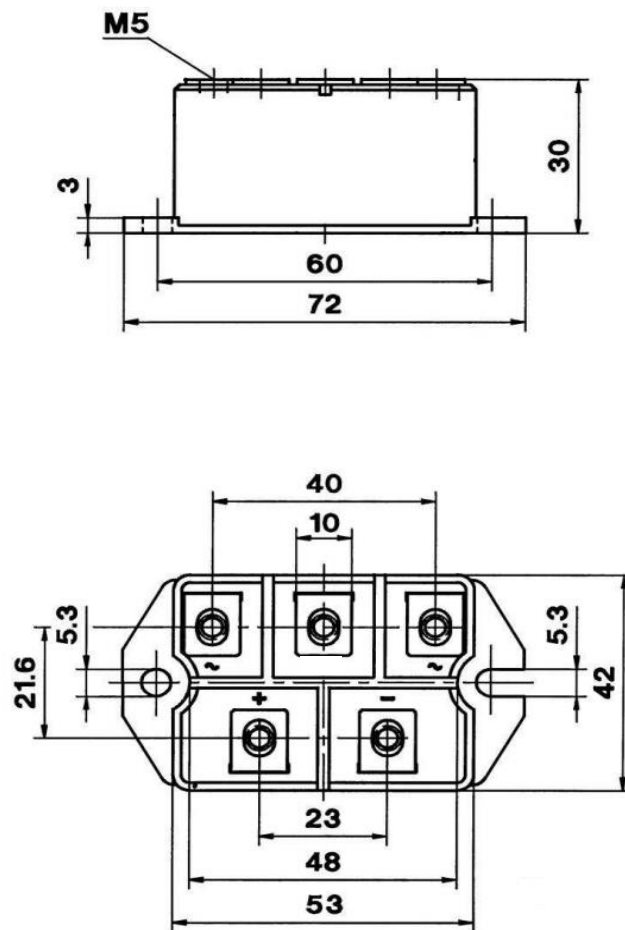
SINGLE-PHASE RECTIFIER BRIDGE MODULE



PST MS72/16

SINGLE-PHASE RECTIFIER BRIDGE MODULE

OUTLINE AND DIMENSIONS



dimensions in mm

